

A guide to using the CITES Trade Database

Version 9

September 2022



Copyright:

© 2022 Secretariat of the Convention on International Trade in Endangered Species of Wild Fauna and Flora (CITES)

Prepared by the United Nations Environment Programme World Conservation Monitoring Centre (UNEP-WCMC) in cooperation with the CITES Secretariat.

Citation: CITES Secretariat and UNEP-WCMC (2022). *A guide to using the CITES Trade Database. Version 9*. Geneva, Switzerland, and Cambridge, UK.

Contributing authors: Jessica Vitale, Aly Pavitt, Becky Price, Nynke Blömer, Claire McLardy, Kelly Malsch (UNEP-WCMC), H  l  ne Gandois, Sofie Hermann Flensburg, and Haruko Okusu (CITES Secretariat).

A guide to using the CITES Trade Database (version 9) is freely available at www.cites.org. Users may download, reuse, reprint, distribute, copy text and data and translate the content, provided that the original source is credited and that the logo of CITES is not used. Translations must bear the following disclaimer: The present work is an unofficial translation for which the publisher accepts full responsibility.

The findings, interpretations, and conclusions expressed herein are those of the author(s) and do not necessarily reflect the views of the CITES Secretariat, the United Nations Environment Programme, United Nations or the Parties to the Convention. The designations employed and the presentation of material on any map in this work do not imply the expression of any opinion whatsoever on the part of the CITES Secretariat, the United Nations Environment Programme or the United Nations concerning the legal status of any country, territory, city or area or of its authorities, or concerning the delimitation of its frontiers or boundaries.

Links contained in the present publication are provided for the convenience of the reader and are correct at the time of issue. The CITES Secretariat takes no responsibility for the continued accuracy of that information or for the content of any external website.

Cover photos: From left to right, top to bottom

Salvator merianae by ondrejprosicky / Adobe Stock

Acropora humilis by damedias / Adobe Stock

Aloe ferox by Lynette / Adobe Stock

Mantella nigricans by mgkuijpers / Adobe Stock

Quick guide

Important note:

Due to the complexities of interpreting CITES trade data, it is highly recommended that all those interested in using the CITES Trade Database read this guidance prior to using the data.

About the CITES Trade Database

The CITES Trade Database is the most comprehensive and authoritative database on international trade in wildlife. Dating back to 1975, it reflects the official trade records as reported by Parties in their annual reports to the Convention on International Trade in Endangered Species of Wild Fauna and Flora (CITES). The database is managed by the UN Environment Programme World Conservation Monitoring Centre (UNEP-WCMC) on behalf of the CITES Secretariat, and it currently holds approximately 23 million records of trade in taxa listed in the CITES Appendices. Over one million records of trade in CITES-listed species of wildlife are currently reported annually and these data are entered into the CITES Trade Database by UNEP-WCMC on an on-going basis. For more information see [Section 1](#) of the detailed guidance. The CITES trade data can provide unrivalled insights into international wildlife trade patterns and trends, but data should be analysed with care to ensure accurate interpretation.

Citing the CITES Trade Database:

The data source for statistics derived from the CITES Trade Database should be referenced as follows:

CITES Trade Database [year]. Compiled by UNEP-WCMC for the CITES Secretariat. Available at: trade.cites.org. Accessed [insert date downloaded].

The full database download should be cited as:

Full CITES Trade Database Download. Version [year.x]. Compiled by UNEP-WCMC, Cambridge, UK for the CITES Secretariat, Geneva, Switzerland. Available at: trade.cites.org.

Searching and selecting variables

Through the main search interface, the user is able to select a range of data variables (for more information see [Section 2](#) of the detailed guidance):

- the **year range** (from 1975 onwards);
- the **exporter** and **importer** (note the database includes both States and territories);
- the **source** of species/items traded (e.g. wild sourced or ranchered)¹;
- the **purpose** of the transaction (e.g. commercial or for botanic gardens)¹;
- the **trade term** (e.g. live individuals, skins, etc.)²;
- the **taxon** (i.e. genus, species, or subspecies) of interest. Querying at higher taxonomic levels is also possible (i.e. order, class, etc.).

¹ See [Annex 3](#) for definitions of source and purpose codes used on CITES permits.

² See [Annex 2](#) for a list of CITES trade term codes.

Select output and report type

Data are available to view on the web and can also be downloaded as a Microsoft Excel-compatible (.csv) file. The data file downloadable via the search facility is restricted to one million rows to ensure compatibility with Excel. If your query is larger than one million rows, please split the query (e.g. by narrowing the scope by years or taxa, etc.) and download multiple files.

Alternatively, to access all trade records (without the one million row limit), a **full database download** is available via the “Download here” button on the database homepage; this is a static file which is updated annually. Due to the size of this dataset, specialist statistical tools (such as R) may be needed to process the trade data from the full database download. As the trade data are updated on an on-going basis, the user should use the search interface to access the most up-to-date data.

A selection can be made between a **comparative tabulation report** and a **gross/net trade report**. For ease of interpretation, it is recommended to select the **comparative tabulation report** (see [Section 3](#) of the detailed guidance for further information on the differences between these output types). It should be noted that both comparative tabulation and gross/net trade reports present the data in an aggregated format; neither output should be used to estimate the number of trade transactions/shipments that took place (for this, use the full database download detailed in [Section 2.3](#)). **Figure 1** shows a visual overview of the CITES Trade Database search interface.

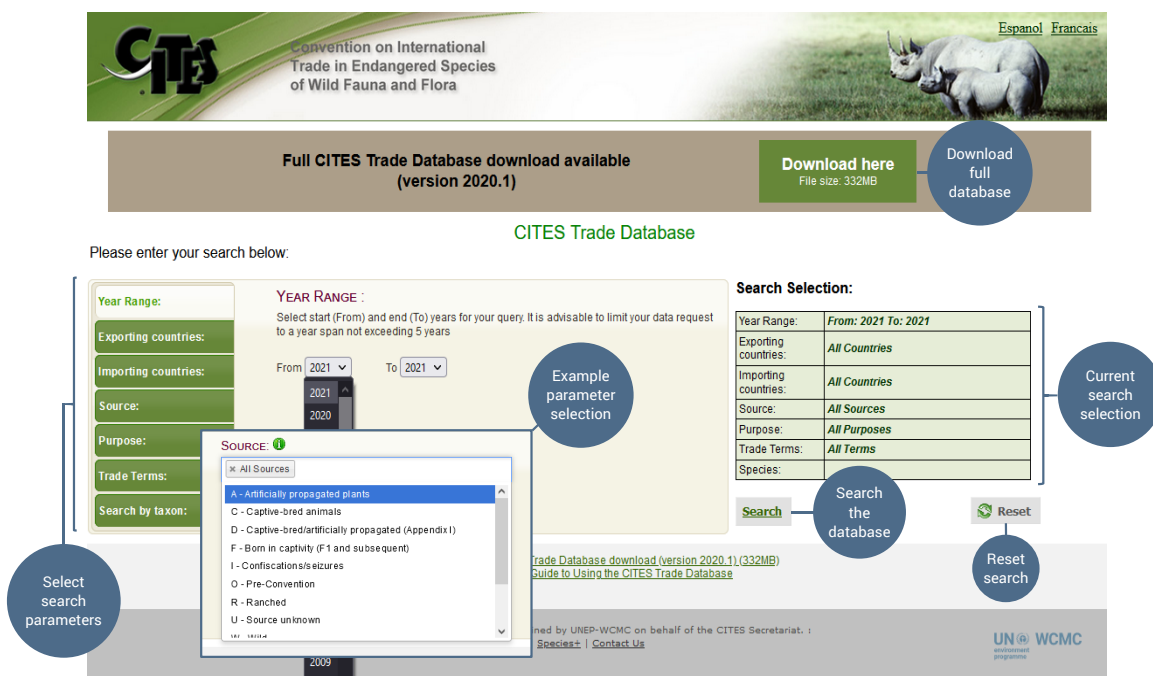


Figure 1. Overview of the web interface for querying the CITES Trade Database.

Key considerations

CITES trade data should be interpreted with care, and with full understanding of the nuances of the data. Key points relating to the output types, the variables and data interpretation are highlighted throughout the detailed guidance, but please also see the Frequently Asked Questions ([Section 4](#)) for further details.

Contents

Quick guide.....	ii
1. Introduction.....	1
1.1 Why analyse CITES trade data?	1
1.2 Annual reporting requirements	1
1.3 Data checks applied to the CITES annual report data	3
2. Use of the database	4
2.1 Selection of data variables.....	4
2.2 Selecting an output and report type.....	6
2.3 Full database download	7
3. Interpretation of data	8
3.1 Comparative tabulation reports	8
3.2 Gross/net trade reports	10
3.3 Referencing the CITES trade statistics	11
4. Frequently Asked Questions.....	12
4.1 General	12
4.2 Data analysis	13
Annex 1. Information included in comparative tabulation and gross/net trade reports	16
Annex 2. Term and unit codes	17
Annex 3. Purpose and source codes.....	19
Annex 4. Alphabetical list of CITES Parties by ISO code.....	20
Annex 5. Non-Parties and additional territory codes.....	23
Annex 6. Contact details	24

1. Introduction

The following guide is designed as an aid to understanding the CITES Trade Database and the data it contains.

The CITES Trade Database is the most comprehensive and authoritative database on international trade in wildlife, reflecting the official trade records reported by Parties to the Convention on International Trade in Endangered Species of Wild Fauna and Flora (CITES). The database, managed by the UN Environment Programme World Conservation Monitoring Centre (UNEP-WCMC) on behalf of the CITES Secretariat, dates back to 1975 and currently holds approximately 23 million records of trade in wildlife and over 38,700 scientific names of taxa listed in the CITES Appendices. Around one million records of trade in CITES-listed species of wildlife are currently reported annually by Parties to the Convention and these data are entered into the CITES Trade Database by UNEP-WCMC on an on-going basis. CITES annual reports provide a useful means for monitoring the level of international trade in species included in the CITES Appendices, and analysis of CITES trade data can provide valuable insights into international wildlife trade patterns and trends.

The CITES Trade Database can be queried and data can be downloaded directly from the publicly accessible web interface: trade.cites.org. Following an upgrade made in March 2019 to improve accessibility and transparency, the underlying dataset held within the CITES Trade Database is also available as a static full download on a shipment-by-shipment basis³.

1.1 Why analyse CITES trade data?

The CITES Trade Database provides a wealth of data on the international trade in wild animals and plants. The objectives of many analyses of CITES trade data include the following:

- To support the implementation of the Convention, including through analysis of the dataset to support key CITES processes such as the Review of Significant Trade and Periodic Review and, at a national level, non-detriment findings;
- To monitor trade levels and trends at national, regional and global levels and identify where trade might adversely affect wild populations;
- To ascertain whether the available data provide evidence of trade infractions or inadequate enforcement of CITES and/or national regulations;
- To discern the most important trade in terms of volume, detect emerging trends and identify shifts in the source of specimens over time;
- To provide a summary of major trade routes between countries and thus facilitate a broader understanding of supply and demand for wildlife and wildlife products; and
- To identify potential anomalies in the reporting of imports and exports.

1.2 Annual reporting requirements

CITES provides a legal framework for regulating international trade in species threatened or potentially threatened by such trade. It is based on a system whereby permits and certificates are issued for international trade in species listed in one of three Appendices, each of which provides a different degree

³ See [SC70 Doc. 26.2](#)

of regulation. There are currently 184 Parties to CITES⁴, i.e. States or Regional Economic Integration Organizations that have joined the Convention. Each one must designate a 'Management Authority' that is responsible for issuing permits and compiling annual reports on their international trade in CITES-listed species⁵. The data held within the CITES Trade Database reflect the official annual reports submitted by the CITES Parties; while data quality checks are conducted upon processing of the reports, Parties retain responsibility for correctness of the data.

Parties should:

- submit annual reports to the CITES Secretariat by 31 October of the year following the one in which the trade occurred⁶ (a list of annual reports received in recent years is on the [CITES website](#));
- submit annual reports in electronic format, where possible; and
- compile their reports in accordance with the latest [Guidelines for the preparation and submission of CITES annual reports](#).

Not all Parties submit their annual reports by the required deadline, some are incomplete, and some Parties may not submit an annual report in a given year due to internal problems, such as civil war, lack of personnel or resources, etc. In special circumstances, a Party may request, and the Secretariat may grant, an extension to the 31 October deadline. As a result, the most recent year for which comprehensive trade statistics are available is normally two years before the current year (e.g. when accessing data in 2021, the most recent year of complete data would be for trade in 2019) (see Figure 1.2.1). If the Standing Committee determines that a Party has failed to submit annual reports for three consecutive years without having provided adequate justification, it may recommend a suspension of trade with the Party⁶. A list of current trade suspensions can be found on the [CITES website](#).

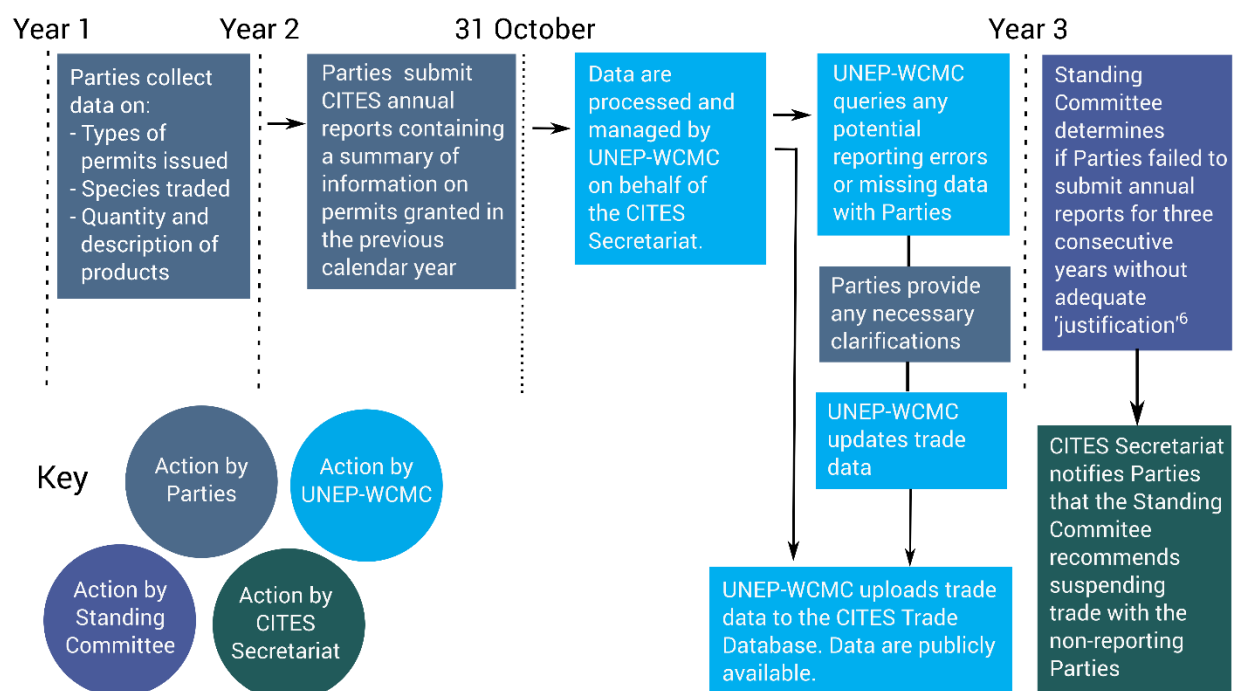


Figure 1.2.1. Timeline and actions related to CITES annual reports. Figure adapted from Pavitt *et al.* 2021⁷.

⁴ Not all countries are Parties to CITES (see [Annex 4](#) for a list of Parties); it is possible to determine some levels of trade involving non-Parties based on the records of Parties that report trade with them.

⁵ Convention text [Article VIII, paragraph 7 \(a\)](#)

⁶ [Resolution Conf. 11.17 \(Rev. CoP18\)](#).

⁷ Pavitt, A., Malsch, K., King, E., Chevalier, A., Kachelriess, D., Vannuccini, S. & Friedman, K. 2021. *CITES and the sea: Trade in commercially exploited CITES-listed marine species*. FAO Fisheries and Aquaculture Technical Paper No. 666. Rome, FAO.

1.3 Data checks applied to the CITES annual report data

Before the data are entered into the CITES Trade Database, each annual report undergoes a four-stage checking process by UNEP-WCMC:

- 1) Visual checks of each annual report are made to identify and reconcile any obvious data problems;
- 2) Taxon names are updated, where necessary, to correct typos and to align with CITES standard nomenclature (e.g. by replacing common names with scientific names);
- 3) An automated process verifies and, where necessary, standardises the reported data for several input fields against the standard codes detailed in the *Guidelines for the preparation and submission of CITES annual reports*, including for country names (i.e. to ISO2 codes), trade terms, units, purpose, and source. For example, the description 'live plants' would be updated to the term code 'LIV'. Any outstanding errors are manually checked and amended; and
- 4) Validation rules are automatically applied to trade records upon upload into the database to provide further data quality checks. These validation rules help to highlight potential data anomalies, including, for example, incompatible combinations of taxon and term (e.g. mammal and eggs), term and purpose (e.g. logs for reintroduction purposes), etc. Records with invalid pairings are manually checked and amended where possible.

Note that data are retained as reported wherever feasible unless there are clear fixes for errors (e.g. correcting a typo) or standardizations (e.g. replacing a term or unit description with the standard three-character codes) that can be applied. Where questions arise in relation to the data submitted, these are communicated directly to the relevant Party's Management Authority in order to clarify the data and to improve the accuracy of the CITES Trade Database.

Wherever possible, it is recommended that Parties base their annual reports on permits or certificates that have been used ("**actual trade**"), rather than those that have been issued ("**permits issued**"). However, some Parties do base their reports on permits issued. It is not uncommon for the quantity of species traded to be considerably less than the amount specified on the permits, or for permits not to be used at all. Thus, trade transactions that may never have taken place or that reflect overinflated volumes of trade, will exist in the CITES trade data. Comparing transactions reported by both trading partners may help give an indication of whether the trade took place; comparative tabulation outputs and the full download can help with this type of cross-checking between the exporter- and importer-reported data.

2. Use of the database

The following section details the process for querying the database and the types of data reports that are available. For guidance on interpretation of data, please see [Section 3](#).

2.1 Selection of data variables

The user is able to select a range of data variables:

- the **year range** (from 1975 onwards);
- the **exporter** and **importer** (countries or territories);
- the **source** of species or specimens traded (e.g. wild-sourced or ranched specimens);
- the **purpose** of the transaction (e.g. commercial or for botanic gardens);
- the **trade term** (e.g. live individuals, skins, etc.); and
- the **taxon** (i.e. genus, species, or subspecies) of interest. Querying at higher taxonomic levels is also possible (i.e. order, class, etc.), which would return records reported at that taxonomic level (e.g. as class 'Reptilia spp.') as well as those reported at lower taxonomic levels (e.g. all reptiles).

For each variable, it is possible to select multiple options. It is also possible to search based on multiple variables with 'All' options selected; however, due to size limits on the resulting output it is not possible to select 'All' for every variable. The 'All' option is the default selection for each variable, which can be removed by clicking the "x" to the left of the selected variable. Tooltips providing further clarity are available by hovering over the "i" symbol. To select a variable, click in the box and start typing. Alternatively, you can scroll and select the variables shown in the drop-down menu. When moving on to the next variable, selected variables appear in the *Search Selection* box on the right side of the page. See Figures 2.1.1 and 2.1.2 below for a visual guide to the CITES Trade Database user interface.

Please note that the data outputs are restricted to one million rows to ensure compatibility with Microsoft Excel. If your query is larger than one million rows, please split the query (e.g. by narrowing the scope by years or taxa, etc.) and download multiple files. Alternatively, to access all trade records (without the one million row limit), a **full database download** is available (for more information see [Section 2.3](#)).

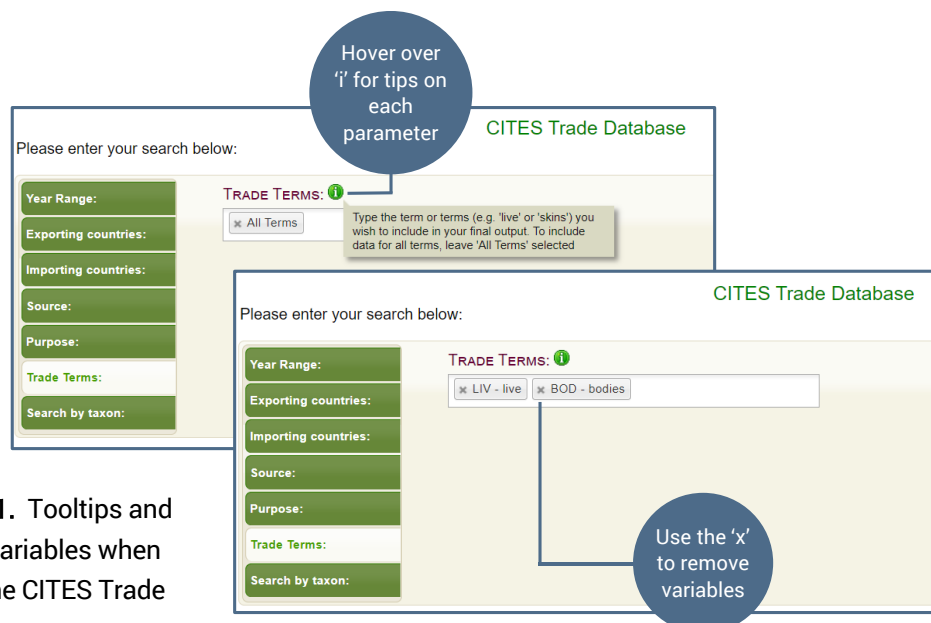



Figure 2.1.1. Tooltips and removing variables when querying the CITES Trade Database.



Full CITES Trade Database download available (version 2020.1)

Download here
File size: 332MB

Download full database

CITES Trade Database

Please enter your search below:

Year Range:
Exporting countries:
Importing countries:
Source:
Purpose:
Trade Terms:
Search by taxon:

YEAR RANGE :
Select start (From) and end (To) years for your query. It is advisable to limit your data request to a year span not exceeding 5 years

From To

SOURCE:
 All Sources
 A - Artificially propagated plants
 C - Captive-bred animals
 D - Captive-bred/artificially propagated (Appendix I)
 F - Born in captivity (F1 and subsequent)
 I - Confiscations/seizures
 O - Pre-Convention
 R - Ranched
 U - Source unknown

Search Selection:

Year Range:	From: 2021 To: 2021
Exporting countries:	All Countries
Importing countries:	All Countries
Source:	All Sources
Purpose:	All Purposes
Trade Terms:	All Terms
Species:	

Select search parameters

Example parameter selection

Search the database

Reset search

Current search selection

[Trade Database download \(version 2020.1\) \(332MB\)](#)
[Guide to Using the CITES Trade Database](#)

Created by UNEP-WCMC on behalf of the CITES Secretariat. :
[Species+](#) | [Contact Us](#)



Figure 2.1.2. Overview of web interface for querying the CITES Trade Database (trade.cites.org).

2.2 Selecting an output and report type

Once the selection of data variables has been completed, the user is prompted to select the **output and report types** (Figure 2.2.1).

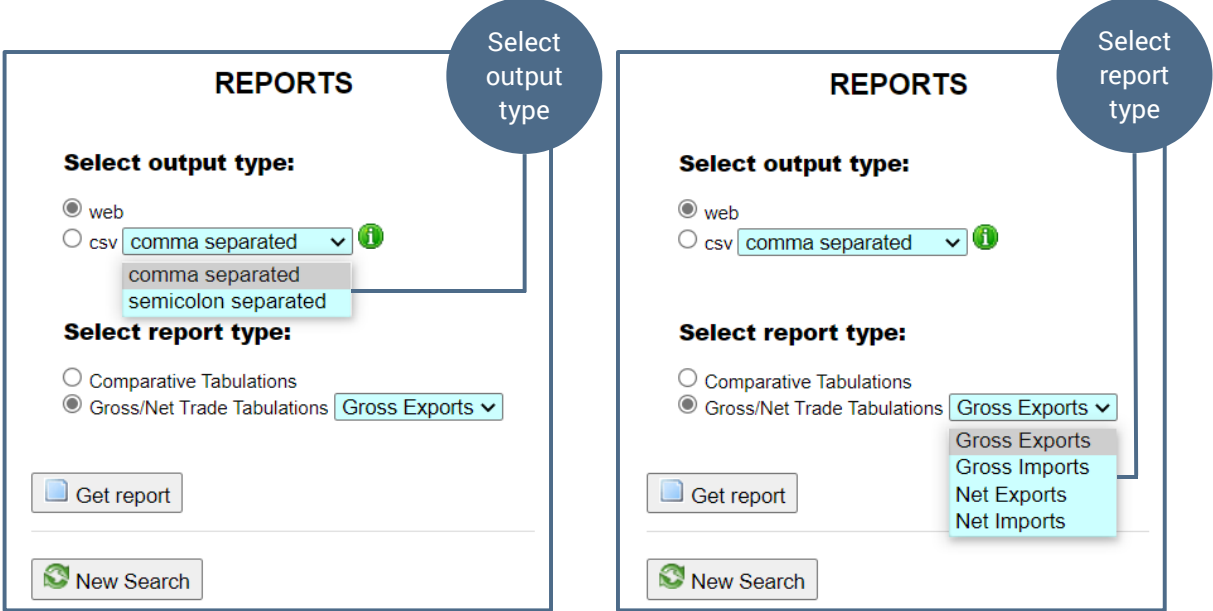


Figure 2.2.1. Users are given the option to choose the output and report type, which will determine how the data are provided.

Output type:

The first choice is between an on-screen report shown in the browser ('web') or a 'comma separated variable' (.csv) file that can be downloaded and opened with spreadsheet software such as Microsoft Excel. Note that for the csv output type, there is the option to open in "comma separated" or "semicolon separated" versions depending on your spreadsheet settings.

Report type:

The second choice relates to the type of report and provides a choice between a **comparative tabulation report** and **gross/net trade reports**. These report types are interpreted differently, and it is recommended to read [Section 3](#) for further details on data interpretation. In general, it is recommended to use comparative tabulation reports over gross/net trade reports when exploring trends and patterns in trade. The comparative tabulation report provides an aggregate of all reported trade data fields (i.e. all data fields except permit numbers) and is therefore the most flexible, comprehensive and easy to interpret of the report types, and the clearest for analyses. It also allows reported exports/re-exports from one country to be compared with the imports reported by another. Gross and net trade outputs can be useful to give an overview of trade involving a particular Party or taxon, but apply additional calculations which can make interpretation more difficult. Table 2.2.1 provides for an overview of the key differences between these report types.

Note: The comparative tabulation report is the most flexible, comprehensive, and easy to interpret type of output and the recommended output for trade analyses.

Table 2.2.1. Key differences between the report types available from the CITES Trade Database, as well as the full database download.

Report type	Shipment-by-shipment format	Importer- and exporter-reported data shown separately	Includes source and purpose of specimens in trade	Recommended for
<i>Comparative tabulation</i>	X	✓	✓	Trade analyses, for example for assessing compliance with national and international trade controls (e.g. trade bans and quotas) or to examine the reported purpose and source of species in trade
<i>Gross trade reports</i>	X	X	X	Broad overviews of the maximum number of reported specimens in trade
<i>Net trade reports</i>	X	X	X	Broad overviews of the minimum number of reported specimens in trade
<i>Full database download</i>	✓	✓	✓	Analysing data at the shipment level; permit analysis

2.3 Full database download

While the data presented within comparative tabulation reports and gross/net trade reports are aggregated, the database itself is based on the shipment-by-shipment (i.e. non-aggregated) data provided in Parties' annual reports. At the 70th meeting of the Standing Committee, Parties agreed that a full non-aggregated version of the CITES Trade Database should be made available and updated annually (see [SC70 Doc 26.2](#) and [SC70 Inf. 1](#) for further background). The full database download is accessible via the green button via the CITES Trade Database (see Figure 2.1.2) and consists of multiple csv data files, each containing ~500 000 rows of data.

This output can be particularly useful to researchers wanting to understand the scale of transactions involved, which cannot be gleaned from the comparative tabulation or gross/net trade reports. Whilst it can also be used to explore trade routes for specific permits, this is only possible when permit numbers are consistently reported at every point of trade. Whilst every effort is made to standardise the permit numbers prior to replacement by a unique identifier (see 2.3.1 below), permit numbers are often not consistently reported and so may not be assigned the same unique identifier, and thus identifying specific trade routes may be challenging.

2.3.1 Replacement of the permit number by a unique identifier

The confidential permit numbers have been replaced with a unique identification number ('identifier') in the download. This identifier is a ten-character alpha/numeric string which is built from a cryptographically secure pseudo-random alpha-numeric string (which is independent of the permit number), which is then hashed via a secure, non-reversible cryptographic hash function⁸. This process preserves the relationship between exports and re-exports if the Parties have reported corresponding export and re-export permit numbers. Permit numbers always retain the same unique identifier in each version of the full database download, irrespective of whether the permit number is reported as an import, export or re-export permit.

⁸ Secure Hash Algorithm 2, SHA-512 which uses 64-bit words to construct the hash. SHA-512 is specified in document FIPF PUB 180-4, National Institute of Technology (NIST), <http://nvlpubs.nist.gov/nistpubs/FIPS/NIST.FIPS.180-4.pdf>

3. Interpretation of data

This section details how to interpret the three different types of reports:

- Comparative tabulation reports
- Gross/net reports
- Full database download

It is important to note that comparative tabulation and gross/net trade reports present the data in an **aggregated** format; neither show the data in a shipment-by-shipment format. The full database download should be used to examine data on a per-shipment basis.

3.1 Comparative tabulation reports

The data presented in comparative tabulation reports are aggregated for all records where the following details are identical: taxon, term, importer, exporter, country of origin, purpose of transaction, source of specimen and the year in which the trade occurred, as reported by either the exporter or the importer. If all of these details are reported identically by both the exporter/re-exporter and importer, the shipments will appear on the same line of the tabulation and the quantities are summed. The example below shows how individual trade records held in the CITES Trade Database (Table 3.1.1) are aggregated and displayed in a comparative tabulation report (Table 3.1.2). Note that the record without a purpose or source specified (indicated in grey) cannot be aggregated with the other data (purpose 'T' and source 'W'), and thus appears on a separate line in the comparative tabulation report. Figure 3.1.1 shows an example comparative tabulation report as shown on the CITES Trade Database.

Table 3.1.1. Individual records held in the CITES Trade Database (hypothetical example). Importer-reported data are represented in blue; exporter-reported in green.

Year	App.	Taxon	Term	Quantity	Unit	Importer	Exporter	Origin	Purpose	Source	Reported by
2017	II	<i>Alligator mississippiensis</i>	Leather product (small)	2		FR	US		T	W	Importer
2017	II	<i>Alligator mississippiensis</i>	Leather product (small)	4		FR	US		T	W	Importer
2017	II	<i>Alligator mississippiensis</i>	Leather product (small)	1		FR	US				Importer
2017	II	<i>Alligator mississippiensis</i>	Leather product (small)	2		FR	US		T	W	Exporter
2017	II	<i>Alligator mississippiensis</i>	Leather product (small)	4		FR	US		T	W	Exporter
2017	II	<i>Alligator mississippiensis</i>	Leather product (small)	1		FR	US		T	W	Exporter

Table 3.1.2. Example comparative tabulation report for the records in Table 3.1.1 (hypothetical example). Importer-reported data are represented in blue; exporter-reported in green.

Year	App.	Taxon	Importer	Exporter	Origin	Importer reported quantity	Exporter reported quantity	Term	Unit	Purpose	Source
2017	II	<i>Alligator mississippiensis</i>	FR	US		6	7	Leather product (small)		T	W
2017	II	<i>Alligator mississippiensis</i>	FR	US		1		Leather product (small)			

Note that the trade reported by the importing country and the exporting country is included in the same line in Table 3.1.2, but the quantities are kept separate rather than summed across the two reporter types. These records are likely to be referring to the same items, so adding these quantities together should be avoided (i.e. double counting this trade).

It should be noted that the details of a particular transaction reported by both the exporter/re-exporter and importer frequently do not show perfect correlation, and therefore would not appear in the same line of the comparative tabulation. Please see [Frequently Asked Questions](#) for possible reasons for such discrepancies.

Comparative Tabulation Report

Year	App.	Taxon	Class	Order	Family	Genus	Importer	Exporter	Origin	Importer reported quantity	Exporter reported quantity	Term	Unit	Purpose	Source
2017	II	Alligator mississippiensis	Reptilia	Crocodylia	Alligatoridae	Alligator	AU	US			2	skins		T	W
2017	II	Alligator mississippiensis	Reptilia	Crocodylia	Alligatoridae	Alligator	CA	US			13	skins		T	W
2017	II	Alligator mississippiensis	Reptilia	Crocodylia	Alligatoridae	Alligator	CH	US	US	20		skins		T	W
2017	II	Alligator mississippiensis	Reptilia	Crocodylia	Alligatoridae	Alligator	CN	US		2765	2465	skins		T	W
2017	II	Alligator mississippiensis	Reptilia	Crocodylia	Alligatoridae	Alligator	DE	US		47599	50206	skins		T	W
2017	II	Alligator mississippiensis	Reptilia	Crocodylia	Alligatoridae	Alligator	ES	US		7578	7578	skins		T	W
2017	II	Alligator mississippiensis	Reptilia	Crocodylia	Alligatoridae	Alligator	FR	US		139483	133160	skins		T	W
2017	II	Alligator mississippiensis	Reptilia	Crocodylia	Alligatoridae	Alligator	HK	US		293	293	skins		T	W
2017	II	Alligator mississippiensis	Reptilia	Crocodylia	Alligatoridae	Alligator	IT	US		149675	140106	skins		T	W
2017	II	Alligator mississippiensis	Reptilia	Crocodylia	Alligatoridae	Alligator	JP	US		1000	1000	skins		T	W
2017	II	Alligator mississippiensis	Reptilia	Crocodylia	Alligatoridae	Alligator									
2017	II	Alligator mississippiensis	Reptilia	Crocodylia	Alligatoridae	Alligator									
2017	II	Alligator mississippiensis	Reptilia	Crocodylia	Alligatoridae	Alligator									
2017	II	Alligator mississippiensis	Reptilia	Crocodylia	Alligatoridae	Alligator									
2017	II	Alligator mississippiensis	Reptilia	Crocodylia	Alligatoridae	Alligator									
2017	II	Alligator mississippiensis	Reptilia	Crocodylia	Alligatoridae	Alligator									
2017	II	Alligator mississippiensis	Reptilia	Crocodylia	Alligatoridae	Alligator									

Search Selection:

Year Range:	From: 2017 To: 2017
Exporting countries:	United States of America
Importing countries:	All Countries
Source:	W - Wild
Purpose:	T - Commercial
Trade Terms:	SKI - skins
Species:	Alligator mississippiensis (Alligator mississippiensis)

Figure 3.1.1. Sample web output for a comparative tabulation report for trade in *Alligator mississippiensis* exported from the United States of America to all countries for the year 2017, sourced from the wild (W), traded for commercial purposes (T) under the trade term for skins (SKI).

A detailed explanation of the data fields included in comparative tabulation reports can be found in [Annex 1](#). Definitions of term, unit, purpose, source, and ISO2 codes are also provided in the [Annexes](#).

3.2 Gross/net trade reports

Important note:

Gross/net trade reports compare the importer- and exporter-reported trade data and present the largest quantity in the output; as such, they tend to overestimate trade levels.

Gross exports, gross imports, net exports or net imports reports provide a high-level overview of trade involving a particular country, taxon or term. This can be useful for taking a broad look at the likely maximum trade levels (i.e. following a precautionary principle by selecting the highest trade quantity reported by either importers or exporters), when disaggregation by source and purpose are not important.

Gross trade report	Net trade report
<ul style="list-style-type: none"> Compares quantities reported by the exporter and importer and presents the larger quantity Aims to give an estimate of the total quantity recorded in international trade (including exports and re-exports) 	<ul style="list-style-type: none"> Calculates a country's gross (re-)exports and gross imports, and then gives the positive difference between the two values Aims to give an estimate of the actual quantity being traded <p>(Note: if your data selection only involves imports to, or exports from, specified countries, you cannot calculate net imports or exports, as not all the data necessary for the calculation will be available. You will only be able to obtain gross imports or exports)</p>

The following table is a fictional comparative tabulation report illustrating trade in reptile skins. Please see the paragraphs below for an explanation of how gross and net trade are calculated.

Table 3.2.1. Fictional **comparative tabulation report**. The columns detailing class, order, family, genus, source and purpose codes have been omitted in this example. Underlined and italicised quantities are referred to in the gross trade calculations detailed on page 11.

Year	App.	Taxon	Importer	Exporter	Origin	Importer reported quantity	Exporter reported quantity	Term	Unit
2018	II	<i>Varanus salvator</i>	SG	ID		<u>5</u>	2	SKI	
2018	II	<i>Varanus salvator</i>	US	ID	TH	<u>2</u>		SKI	
2018	II	<i>Varanus salvator</i>	CA	ID		<u>6</u>	4	SKI	
2018	II	<i>Varanus salvator</i>	ES	ID			<u>1</u>	SKI	
2018	II	<i>Varanus salvator</i>	ID	TH		5	4	SKI	

In this fictional example, Indonesia reported directly exporting seven skins of *Varanus salvator*, whilst importers reported directly importing 11 skins from Indonesia and importing two skins that were re-exports originating in Thailand. Indonesia reported five skins imported from Thailand.

To calculate **gross exports** from Indonesia, the importer- and exporter-reported quantities in each row are compared and the highest quantities (underlined in Table 3.2.1) are used and summed. Note that in this calculation, purpose and source codes are ignored. In this example, gross exports by Indonesia would equal 14. Gross exports include both direct trade and indirect trade (re-exports) and thus tend to over-estimate trade levels. **Gross imports** are calculated in the same way; the importer- and exporter-reported quantities in each row are compared and the highest quantities (*italicised* in Table 3.2.1) are used. Gross imports by Indonesia would equal 5.

Net exports are calculated based on the formula *gross (re-)exports – gross imports*. Therefore, Indonesia’s net exports would be calculated as *14 (gross (re-)exports) – 5 (gross imports)* and would equal 9 skins. **Net imports** are calculated based on the formula *gross imports – gross (re-)exports*, so in this example Indonesia’s net imports would equal -9 skins (*5 (gross imports) – 14 (gross (re-)exports)*). Because this is a negative value, it would not be displayed in a net imports report.

Gross Exports Report					
App.	Taxon	Term	Unit	Country	2017
II	Alligator mississippiensis	skins	kg	US	5.65
II	Alligator mississippiensis	skins		US	486161

Search Selection:	
Year Range:	<i>From: 2017 To: 2017</i>
Exporting countries:	<i>United States of America</i>
Importing countries:	<i>All Countries</i>
Source:	<i>W - Wild</i>
Purpose:	<i>T - Commercial</i>
Trade Terms:	<i>SKI - skins</i>
Species:	<i>Alligator mississippiensis (Alligator mississippiensis)</i>

Figure 3.2.1. Sample web output for a gross exports report for trade in *Alligator mississippiensis* exported from the United States of America to all countries for the year 2017, sourced from the wild (W) and traded for commercial purposes (T) under the trade term for skins (SKI).

3.3 Referencing the CITES trade statistics

The data source for statistics derived from the CITES Trade Database should be referenced as follows:

CITES Trade Database [year]. Compiled by UNEP-WCMC for the CITES Secretariat. Available at: trade.cites.org. Accessed [insert date downloaded].

If citing the full database download, this should be cited as:

Full CITES Trade Database Download. Version [year.x]. Compiled by UNEP-WCMC, Cambridge, UK for the CITES Secretariat, Geneva, Switzerland. Available at: trade.cites.org.

Scientific analysis of this important dataset is strongly encouraged. UNEP-WCMC (species@unep-wcmc.org) and the CITES Secretariat (info@cites.org) would appreciate receiving copies of any scientific papers, products or reports produced using data derived from the CITES Trade Database. Additional contact details can be found in [Annex 6](#).

In order to ensure reproducibility, it is strongly advisable to always:

- report the date of download, as the database is updated on an ongoing basis; and
- be explicit as to the output type (e.g. comparative tabulation, full database download, etc.) and include details of the parameters selected (even if it is “All”).

4. Frequently Asked Questions

4.1 General

- **What data are included within the CITES Trade Database?**

The CITES Trade Database includes the official data on the international trade in CITES-listed taxa, as reported by the CITES Parties in their annual reports to the Convention. CITES currently regulates the international trade in approximately 38,700 plants and animals (see [overview of CITES species](#)); the number of CITES-listed species has increased over time since the Convention came into force in 1975. It is important to note that the following information is not captured within CITES annual reports: domestic trade in CITES-listed species, illegal trade in CITES-listed species and trade in species not covered by the Convention. In some cases, there are a small number of records for non-CITES-listed species which reflect stricter domestic measures as reported by EU Member States in their annual reports; these are denoted as Appendix 'N' and can be filtered out of the dataset when conducting analyses of CITES trade.

- **How frequently are data updated?**

The CITES Trade Database is updated on an ongoing basis as and when CITES annual reports are received and processed.

- **Why are there no data available for the current year?**

The deadline for the submission of CITES annual reports is the 31 October of the year after the year to which the report relates. For example, annual reports for trade that took place in 2021 are due on 31 October 2022, and data for that year are unlikely to be available until after the deadline. Note: a notable drop in trade in the most recent year(s) may be an artefact of missing reports rather than an actual decline in trade.

- **Why are there no data available for specific years?**

Trade for specific years may be missing for several reasons:

- There may be no trade in CITES-listed taxa to and/or from that country for that year (or for the specific search criteria for that year);
- The country and/or their trading partner may have not yet submitted their CITES annual report(s) for the year(s) in question. Details of CITES annual report submissions by Party are accessible via the [CITES website](#) (available for recent years); or
- The species may currently be CITES-listed, but was not subject to the requirements of the Convention in the time period queried (please refer to the Checklist of CITES Species for listings dates).

- **Why are there no data for a species that I am searching for?**

Trade patterns for a particular species may not be present within the CITES Trade Database for the following reasons:

- *The species is **not CITES-listed**.* Please check the Checklist of CITES Species ([checklist.cites.org](#)) or Species+ ([speciesplus.net](#)) for a list of all CITES-listed species;
- *The species is listed in CITES but there are **no trade data**.* Not all taxa listed in CITES have been reported in international trade; if a search for the accepted scientific name (according to the CITES standard nomenclature) returns no trade, then there is unlikely to be trade reported in that taxon for the specific search parameters;

- *The species' name in your search is **incorrect or misspelled**.* It is recommended to search for taxa using their accepted name according to the CITES standard nomenclature. The CITES Trade Database can also facilitate searches by synonyms and common names, but only for those names included within the Checklist of CITES Species (checklist.cites.org) and Species+ (speciesplus.net); searching for names that are not recognised in these databases will not return any data;
 - *The **filters may be incompatible**.* Ensure that the search filters applied make sense in the context of the taxon being searched for. For example, searching for unlikely or incompatible terms (e.g. 'horns' for a plant) can result in your query returning no data.
- **Where can I find a list of all CITES-listed species?**
The official list of all CITES-listed taxa can be downloaded from the [CITES Appendices](#). A full species list, and additional information such as the relevant CITES Appendix, distribution information, and identification materials, can be accessed via the Checklist of CITES Species (checklist.cites.org) or Species+ (speciesplus.net).
 - **Which countries are Party to CITES?**
The list of CITES Parties, including details of when countries became Party to CITES, can be found in the [List of Parties to the Convention](#) section of the CITES website. Parties are encouraged to also report trade with non-Parties, and hence it is possible to search for trade in CITES-listed species that involves non-Parties (e.g. Haiti); see further in Section 4.2 below.
 - **Where can I find more information on the official CITES trade codes?**
A full list of the official CITES trade term, source and purpose codes, along with their corresponding descriptions, can be found in the latest *Guidelines for the preparation and submission for CITES annual reports* available on the [CITES website](#). These codes form the basis of CITES annual reports, and it is important to understand these definitions when analysing CITES trade data. There is also more information provided in [Annexes 2 and 3](#) of this user guide.

4.2 Data analysis

- **Which type of data report should I use for my analysis?**
It is recommended to use the **comparative tabulation** report for all trade analyses and the **full database download** for shipment-level analyses. It is important to note that the full database download is a static output updated once per year; therefore the most up-to-date data are always available within comparative tabulation or gross/net trade reports accessed via the CITES Trade Database search interface. See [Section 2](#) for more information and a comparison between the various reports.
- **Can I use the comparative tabulation report to analyse individual shipment records?**
It is not possible to use the comparative tabulation report for a shipment-by-shipment analysis. This type of report aggregates the trade records based on identical fields reported by the importer and exporter (across year of trade, country of origin, importing and exporting Parties, taxon, term, unit, purpose and source), and presents both quantities on one row in the output. One row can represent any number of shipments. Please refer to the full database download if you would like to access shipment-by-shipment data.

- **Should I use importer- or exporter-reported data for my analysis?**

Exporter-reported data will often be more complete, as some Parties do not report on imports of taxa listed in Appendix II. However, if you are analysing trade data for a specific set of Parties, it may be helpful to look at their annual report submission history (available for recent years on the [CITES website](#)), and if their reports have not yet been received, importer-reported data may be considered to be more complete.

- **Why are there trade data for a country before they became a CITES Party or that is not a current Party to CITES?**

These data were likely reported by the trading partner (i.e. a CITES Party), as CITES Parties will still report on trade in CITES-listed species with non-Parties.

- **Why do importer- and exporter-reported data not always match?**

Where trade records match based on taxon, term, importer, exporter, country of origin, purpose, source and the year in which the trade occurred, quantities reported by the exporter and importer will be displayed in comparative tabulation reports side-by-side on the same row. Differences in these fields as reported by importer and exporter can result in the data corresponding to the same trade event being aggregated as separate rows in the comparative tabulation report, with the trading partner quantity appearing as blank.

Trade records are often reported in the same way by trading partners, but they may differ for several reasons, including:

- One of the trading partners may not have submitted an annual report for a specific year. It is possible to check the annual report submission history for specific Parties on the [CITES website](#) (available for recent years);
- One Party reporting trade quantities based on permits that were issued and another Party reporting actual trade quantities (e.g. a permit may be issued to export 200 individuals, but a discrepancy could arise if only 100 are exported or the permit was cancelled);
- Importers and exporters may report different terms and/or units for the same items in trade;
- Importers and exporters may report taxa at different taxonomic levels or may report the trading partner differently in cases involving overseas territories (e.g. exports to French Guiana, but the corresponding imports are reported by France);
- Trade shipments may be reported in different years. This can occur when export permits are issued at the end of the year and the corresponding import does not occur (or get reported) until the following year;
- Mortality of live animals and plants during transport;
- It is possible this trade occurred but was not reported by the importer, as some Parties do not always report imports of Appendix II listed taxa. This can result in higher levels of trade reported by exporters than by importers;
- One of the trading partners may not be a Party to CITES and so do not report their trade to CITES

When analysing CITES trade data, it is important to factor in the possible reasons for the discrepancies to ensure the interpretation drawn from such analyses is as accurate as possible.

- **Does the Database store illegal trade? Does source “I” indicate illegal trade?**

The CITES Trade Database does not contain illegal wildlife trade data. Trade reported with source code “I” indicates legal, permitted trade in items that have previously been seized or confiscated, and is not used to indicate instances of seizures. Examples may include items which have been seized and are being returned to the country of origin or international movement of seized items for law enforcement or educational purposes. As such, this is not a comprehensive resource for wildlife seizure data.

- **How can direct and indirect trade be distinguished?**

Direct trade involves trade exported directly from the country of origin (i.e. is not a re-export) and is indicated in the data where the “origin” field is blank. Indirect trade involves the re-export of trade that had previously been exported from a country of origin and is recorded within the CITES Trade Database with a country of origin specified (by its ISO2 code) in the “origin” column.

- **Can different trade terms be compared?**

Take care when comparing trade volume across terms as different terms may not be directly comparable. For example, while some terms can be combined (e.g. those that equate to one individual: bodies, trophies, live, etc.), it is not advisable to combine others (one feather (FEA) and one trophy (TRO) are not directly comparable since a feather is a part/derivative of the animal, and a trophy represents a whole individual).

- **Is it possible to combine or compare trade in different units?**

Take care when examining trade records with different units, as trade volumes may not be comparable across multiple units of measure. For example, 1 kg of seahorse bodies is not the same as one individual seahorse, so adding these together would be erroneous. However, careful examination of data using various units and terms can facilitate comparisons of patterns of trade in different units.

- **Why is there a sharp increase/decrease in trade?**

While a sharp change in trade levels in a given species may reflect actual increases or decreases in trade over time, it is also important to consider whether an observed trend may be the result of factors such as:

- the year the species was listed in the CITES Appendices: if it was recently listed, then trade data would be available only from this date and may appear as a sudden increase over a longer time period;
- annual report submissions: the presence or absence of trade data may depend on relevant countries having submitted an annual report for the relevant years of trade; and
- trade restrictions that were in place during the period analysed, such as zero export quotas, CITES trade suspensions, and/or stricter domestic measures

Annex 1. Information included in comparative tabulation and gross/net trade reports

Table A1.1 Information included in comparative tabulation reports.

Header	Description
Year	Year in which trade occurred
App.	CITES Appendix of taxon concerned
Taxon	Scientific name of animal or plant concerned
Class	Taxonomic class of the animal or plant concerned
Order	Taxonomic order of the animal or plant concerned
Family	Taxonomic family of the animal or plant concerned
Genus	Taxonomic genus of the animal or plant concerned
Importer	Country or territory of import (where exports are reported, this is the declared country or territory of destination)
Exporter	Country or territory of export (where imports are reported, this is the declared country or territory from which the specimens were consigned)
Origin	Country or territory of origin (this column is left blank if the country or territory of export is also the country or territory of origin and is not a re-export, or if the country or territory of origin is not reported)
Importer reported quantity	Quantity reported by the importer as summed across all shipments where the taxon, term, importer, exporter, country of origin, purpose, source, and year are the same
Exporter reported quantity	Quantity reported by the exporter as summed across all shipments where the taxon, term, importer, exporter, country of origin, purpose, source, and year are the same
Term	Description of specimens traded, as reported by the (re-)exporting country or territory
Unit	Unit associated with the quantity reported by the (re-)exporting country or territory, e.g. 'KIL' (kilograms); if no unit is shown, the quantity represents the number of specimens
Purpose	Purpose of the transaction (see Annex 3), as reported by the (re-)exporting country or territory
Source	Source of the specimen (see Annex 3), as reported by the (re-)exporting country or territory

Table A1.2. Information included in gross/net trade reports.

Header	Description
App.	CITES Appendix of taxon concerned
Taxon	Scientific name of animal or plant concerned
Term	Description of specimens traded, as reported by the (re-)exporting country or territory
Unit	Unit associated with the quantity reported by the (re-)exporting country or territory, e.g. 'KIL' (kilograms); if no unit is shown, the quantity represents the number specimens
Country	Country or territory involved in the trade: if you have selected gross/net imports, this will be the country or territory of import; if you have selected gross/net exports, this will be the country or territory of export. (Please note that gross/net trade reports take no account of the country or territory of origin of re-exports when calculating outputs)
Year(s)	Year(s) in which trade occurred, with the gross/net quantities given for each year

Annex 2. Term and unit codes

The preferred term and unit codes to be used by CITES Parties are described in [Guidelines for the preparation and submission of CITES annual reports](#) circulated by CITES Notification to the Parties No. 2021/044 (May 2021). The *Guidelines* provide more details on the definition of each term code listed in Table A2.1. Additional terms and units that were used historically can be found in tables A2.3 and A2.4.

Table A2.1. Trade term codes. For terms that were added to the *Guidelines* in the past two decades (i.e. since 2002), footnotes indicate the year of inclusion and thus from what year the term may be found in CITES trade data.

Description	Trade term code	Description	Trade term code	Description	Trade term code
Baleen	BAL ⁹	Foot	FOO	Piece – ivory (raw ivory)	IVP
Bark	BAR	Fur products (large)	FPL ¹⁰	Plate	PLA
Body	BOD	Fur products (small)	FPS ¹⁰	Plywood	PLY ⁹
Bones	BON	Gall	GAL	Powder	POW
Calipee	CAL	Gall bladder	GAB	Pupae	PUP ¹⁰
Carapace	CAP	Garment	GAR	Root	ROO
Carving	CAR	Genitalia	GEN	Rug	RUG ¹⁰
Carving – bone	BOC ¹⁰	Gill plates	GIL ¹⁰	Sawfish rostrum	ROS ¹⁰
Carving – horn	HOC ¹⁰	Graft rootstock	GRS	Sawn wood	SAW
Carving – ivory (worked ivory)	IVC ¹⁰	Hair	HAI	Scale	SCA
Caviar	CAV ¹¹	Hair products	HAP ¹⁰	Seed	SEE
Chips (woodchips)	CHP	Horn	HOR	Shell	SHE
Claw	CLA	Jewellery	JWL ¹⁰	Side	SID
Cloth	CLO	Jewellery – ivory (worked ivory)	IJW ¹⁰	Skeleton	SKE
Coral (raw)	COR	Kernel	KNL ¹²	Skin	SKI
Cosmetics	COS ¹⁰	Leather product (large)	LPL	Skin piece	SKP
Culture	CUL	Leather product (small)	LPS	Skull	SKU
Derivatives	DER	Live	LIV	Soup	SOU
Dried plant	DPL	Leaf	LVS	Specimen (scientific)	SPE
Ear	EAR	Logs	LOG	Stem	STE
Egg	EGG	Meat	MEA	Swim bladder	SWI ¹¹
Egg (live)	EGL	Medicine	MED	Tail	TAI
Eggshell	ESH ¹⁰	Musk	MUS	Tooth	TEE
Extract	EXT	Oil	OIL	Timber	TIM
Feather	FEA	Pearl	PRL ¹⁰	Transformed wood	TRW ¹²
Fibre	FIB	Piano keys (worked ivory)	KEY ¹⁰	Trophy	TRO
Fin	FIN ¹¹	Piece – bone	BOP	Trunk	TRU ¹⁰
Fingerlings	FIG ¹¹	Piece – horn	HOP	Tusk (raw ivory)	TUS
Flower	FLO			Veneer sheets	VEN
Flower pot	FPT			Wax	WAX
Frog legs	LEG			Wood product	WPR ¹⁰
Fruit	FRU				

⁹ Introduced in the *Guidelines for the preparation and submission of CITES annual reports* as of May 2006.

¹⁰ Introduced in the *Guidelines for the preparation and submission of CITES annual reports* as of January 2017.

¹¹ Introduced in the *Guidelines for the preparation and submission of CITES annual reports* as of April 2002.

¹² Introduced in the *Guidelines for the preparation and submission of CITES annual reports* as of May 2021.

Table A2.2. Unit codes

Unit of measure	Unit code
Grams (g)	GRM
Kilograms (kg)	KGM
Litres (l)	LTR
Millilitres (ml)	MLT
Metres (m)	MTR
Cubic centimetres (cm ³)	CMQ
Square metres (m ²)	MTK

Unit of measure	Unit code
Cubic metres (m ³)	MTQ
Number of specimens	NAR ¹³

NB. If no unit is specified, this will be reflected as 'blank' in the CITES Trade Database, but will be assumed to mean "number" (e.g. number of specimens).

Table A2.3. Previously reported trade terms. These term codes are no longer included in the *Guidelines for the preparation and submission of CITES annual reports*, but may appear in historical trade records.

Description	Trade term code	Description	Trade term code	Description	Trade term code
Bone products	BPR	Leather	LEA	Skin scraps	SKS
Coral sand	CSD	Leather items	SKO	Spectacle frames	FRA
Heads	HEA	Pairs of shoes	SHO	Timber carvings	TIC
Horn products	HPR	Pearls	PEA	Timber pieces	TIP
Horn scraps	HOS	Piano keys	PKY	Unspecified	UNS
Items of furniture	FRN	Quills	QUI	Venom	VNM
Ivory scraps	IVS	Scraps	SCR	Wood products	WOO

Table A2.4. Previously reported unit codes. These unit codes are no longer included in the *Guidelines for the preparation and submission of CITES annual reports*, but may appear in historical trade records.

Unit of measure	Unit code	Unit of measure	Unit code	Unit of measure	Unit code
Back skins	BAK	Flasks	FLA	Sets	SET
Bags	BAG	Hornback skins	HRN	Shipments	SHP
Belly skins	BSK	Inches	INC	Sides	SID
Bottles	BOT	Items	ITE	Skins	SKI
Boxes	BOX	Micrograms	MYG	Square centimetres	SQC
Cans	CAN	Milligrams	MGM	Square decimetres	SQD
Cartons	CRT	Ounces	OUN	Square feet	SQF
Cases	CAS	Pairs	PAI	Metric tons	TON
Centimetres	CTM	Pieces	PCS		
Cubic feet	CUF	Pounds	PND		

¹³ Prior to the publication of revised *Guidelines for the preparation and submission of CITES annual reports* in May 2021, the unit of measure 'number of specimens' was reported as 'no.' or 'blank', and was represented as 'blank' in the CITES Trade Database. It is therefore recommended to consider both 'blank' (for historical data) and 'NAR' as 'number of specimens' during trade data analysis.

Annex 3. Purpose and source codes

[Resolution Conf. 12.3 \(Rev. CoP18\)](#) and the *Guidelines for the preparation and submission of CITES annual reports*, specify the preferred purpose and source codes to be used in annual reports.

The reported **purpose** of the transaction is shown as a one-letter code:

- B Breeding in captivity or artificial propagation
- E Educational
- G Botanical garden
- H Hunting trophy
- L Law enforcement/judicial/forensic
- M Medical (including biomedical research)
- N Reintroduction or introduction into the wild
- P Personal
- Q Circus or travelling exhibition
- S Scientific
- T Commercial
- Z Zoo

The reported **source** of the transaction relates to the original source of the species being traded and again is shown by a one-letter code:

- A Plants that are artificially propagated in accordance with [Resolution Conf. 11.11 \(Rev. CoP18\)](#), as well as parts and derivatives thereof, exported under the provisions of Article VII, paragraph 5 (specimens of species included in Appendix I that have been propagated artificially for non-commercial purposes and specimens of species included in Appendices II and III)
- C Animals bred in captivity in accordance with [Resolution Conf. 10.16 \(Rev.\)](#), as well as parts and derivatives thereof, exported under the provisions of Article VII, paragraph 5
- D Appendix-I animals bred in captivity for commercial purposes in operations included in the Secretariat's Register, in accordance with [Resolution Conf. 12.10 \(Rev. CoP15\)](#), and Appendix-I plants artificially propagated for commercial purposes, as well as parts and derivatives thereof, exported under the provisions of Article VII, paragraph 4, of the Convention
- F Animals born in captivity (F1 or subsequent generations) that do not fulfil the definition of 'bred in captivity' in [Resolution Conf. 10.16 \(Rev.\)](#), as well as parts and derivatives thereof
- I Confiscated or seized specimens (may be used with another code)
- O Pre-Convention specimens
- R Ranches specimens: specimens of animals reared in a controlled environment, taken as eggs or juveniles from the wild, where they would otherwise have had a very low probability of surviving to adulthood
- U Source unknown (must be justified)
- W Specimens taken from the wild
- X Specimens taken in "the marine environment not under the jurisdiction of any State"
- Y Specimens of plants that fulfil the definition for "assisted production" in [Resolution Conf. 11.11 \(Rev. CoP18\)](#) as well as parts and derivatives thereof

Note: Source information is not available for most trade records prior to 1991 (unless the transactions were specifically reported as captive-bred, ranches, pre-Convention or artificially propagated) as source codes were not included in historical versions of the *Guidelines for the preparation of CITES annual reports*.

Annex 4. Alphabetical list of CITES Parties by ISO code¹⁴

ISO code	Country	Date of entry into force	ISO code	Country	Date of entry into force
AD	Andorra	04.01.22	CH	Switzerland	01.07.75
AE	United Arab Emirates	12.05.90	CI	Côte d'Ivoire	19.02.95
AF	Afghanistan	28.01.86	CL	Chile	01.07.75
AG	Antigua and Barbuda	06.10.97	CM	Cameroon	03.09.81
AL	Albania	25.09.03	CN	China	08.04.81
AM	Armenia	21.01.09	CO	Colombia	29.11.81
AO	Angola	31.12.13	CR	Costa Rica	28.09.75
AR	Argentina	08.04.81	CU	Cuba	19.07.90
AT	Austria	27.04.82	CV	Cabo Verde	08.11.05
AU	Australia	27.10.76	CY	Cyprus	01.07.75
AZ	Azerbaijan	21.02.99	CZ ¹⁶	Czech Republic	28.05.92
BA	Bosnia and Herzegovina	21.04.09	DE	Germany	20.06.76
BB	Barbados	09.03.93	DJ	Djibouti	07.05.92
BD	Bangladesh	18.02.82	DK	Denmark	24.10.77
BE	Belgium	01.01.84	DM	Dominica	02.11.95
BF	Burkina Faso	15.01.90	DO	Dominican Republic	17.03.87
BG	Bulgaria	16.04.91	DZ	Algeria	21.02.84
BH	Bahrain	17.11.12	EC	Ecuador	01.07.75
BI	Burundi	06.11.88	EE	Estonia	20.10.92
BJ	Benin	28.05.84	EG	Egypt	04.04.78
BN	Brunei Darussalam	20.08.90	ER	Eritrea	22.01.95
BO	Bolivia, Plurinational State of	04.10.79	ES	Spain	28.08.86
BR	Brazil	04.11.75	ET	Ethiopia	04.07.89
BS	Bahamas	18.09.79	EU	European Union	08.07.15
BT	Bhutan	13.11.02	FI	Finland	08.08.76
BW	Botswana	12.02.78	FJ	Fiji	29.12.97
BY	Belarus	08.11.95	FR	France	09.08.78
BZ	Belize	21.09.81	GA	Gabon	15.05.89
CA	Canada	09.07.75	GB	United Kingdom of Great Britain and Northern Ireland	31.10.76
CD ¹⁵	Democratic Republic of the Congo	18.10.76	GD	Grenada	28.11.99
CF	Central African Republic	25.11.80	GE	Georgia	12.12.96
CG	Congo	01.05.83	GH	Ghana	12.02.76
			GM	Gambia	24.11.77
			GN	Guinea	20.12.81
			GQ	Equatorial Guinea	08.06.92
			GR	Greece	06.01.93
			GT	Guatemala	05.02.80

¹⁴ The geographical designations employed and the presentation of material in this table do not imply the expression of any opinion whatsoever on the part of the compilers, the CITES Secretariat or the United Nations Environment Programme concerning the legal status of any country, territory, city or area or any of its authorities, or concerning the delimitation of its frontiers or boundaries.

¹⁵ Formerly ZR

¹⁶ Formerly CS

ISO code	Country	Date of entry into force
GW	Guinea-Bissau	14.08.90
GY	Guyana	25.08.77
HN	Honduras	13.06.85
HR	Croatia	12.06.00
HU	Hungary	29.08.85
ID	Indonesia	28.03.79
IE	Ireland	08.04.02
IL	Israel	17.03.80
IN	India	18.10.76
IQ	Iraq	06.05.14
IR	Iran, Islamic Republic of	01.11.76
IS	Iceland	02.04.00
IT	Italy	31.12.79
JM	Jamaica	22.07.97
JO	Jordan	14.03.79
JP	Japan	04.11.80
KE	Kenya	13.03.79
KG	Kyrgyzstan	02.09.07
KH	Cambodia	02.10.97
KM	Comoros	21.02.95
KN	Saint Kitts and Nevis	15.05.94
KR	Republic of Korea	07.10.93
KW	Kuwait	10.11.02
KZ	Kazakhstan	19.04.00
LA	Lao People's Democratic Republic	30.05.04
LB	Lebanon	26.05.13
LC	Saint Lucia	15.03.83
LI	Liechtenstein	28.02.80
LK	Sri Lanka	02.08.79
LR	Liberia	09.06.81
LS	Lesotho	30.12.03
LT	Lithuania	09.03.02
LU	Luxembourg	12.03.84
LV	Latvia	12.05.97
LY	Libya	28.04.03
MA	Morocco	14.01.76
MC	Monaco	18.07.78
MD	Republic of Moldova	27.06.01
ME	Montenegro	03.06.06
MG	Madagascar	18.11.75
MK	North Macedonia	02.10.00
ML	Mali	16.10.94

ISO code	Country	Date of entry into force
MM	Myanmar	11.09.97
MN	Mongolia	04.04.96
MR	Mauritania	11.06.98
MT	Malta	16.07.89
MU	Mauritius	27.07.75
MV	Maldives	12.03.13
MW	Malawi	06.05.82
MX	Mexico	30.09.91
MY	Malaysia	18.01.78
MZ	Mozambique	23.06.81
NA	Namibia	18.03.91
NE	Niger	07.12.75
NG	Nigeria	01.07.75
NI	Nicaragua	04.11.77
NL	Netherlands	18.07.84
NO	Norway	25.10.76
NP	Nepal	16.09.75
NZ	New Zealand	08.08.89
OM	Oman	17.06.08
PA	Panama	15.11.78
PE	Peru	25.09.75
PG	Papua New Guinea	11.03.76
PH	Philippines	16.11.81
PK	Pakistan	19.07.76
PL	Poland	12.03.90
PT	Portugal	11.03.81
PW	Palau	15.07.04
PY	Paraguay	13.02.77
QA	Qatar	06.08.01
RO	Romania	16.11.94
RS	Serbia	03.06.06
RU	Russian Federation	01.01.92
RW	Rwanda	18.01.81
SA	Saudi Arabia	10.06.96
SB	Solomon Islands	24.06.07
SC	Seychelles	09.05.77
SD	Sudan	24.01.83
SE	Sweden	01.07.75
SG	Singapore	28.02.87
SI	Slovenia	23.04.00
SK ¹⁷	Slovakia	28.05.92
SL	Sierra Leone	26.01.95
SM	San Marino	20.10.05
SN	Senegal	03.11.77
SO	Somalia	02.03.86
SR	Suriname	15.02.81

¹⁷ Formerly CS

ISO code	Country	Date of entry into force
ST	Sao Tome and Principe	07.11.01
SV	El Salvador	29.07.87
SY	Syrian Arab Republic	29.07.03
SZ	Eswatini	27.05.97
TD	Chad	03.05.89
TG	Togo	21.01.79
TH	Thailand	21.04.83
TJ	Tajikistan	30.03.16
TN	Tunisia	01.07.75
TO	Tonga	20.10.16
TR	Türkiye	22.12.96
TT	Trinidad and Tobago	18.04.84
TZ	United Republic of Tanzania	27.02.80
UA	Ukraine	29.03.00

ISO code	Country	Date of entry into force
UG	Uganda	16.10.91
US	United States of America	01.07.75
UY	Uruguay	01.07.75
UZ	Uzbekistan	08.10.97
VC	Saint Vincent and the Grenadines	28.02.89
VE	Venezuela, Bolivarian Republic of	22.01.78
VN	Viet Nam	20.04.94
VU	Vanuatu	15.10.89
WS	Samoa	07.02.05
YE	Yemen	03.08.97
ZA	South Africa	13.10.75
ZM	Zambia	22.02.81
ZW	Zimbabwe	17.08.81

Note: Up-to-date information on two-letter country codes and English and French country and territory names can be obtained from the 'country codes' search via the International Organization for Standardization's [Online Browsing Platform](#).

To get a complete picture of the trade data of a Party that has dependent territories, it may be necessary to include the ISO codes of the Party and its dependent territories in the search selection on the CITES Trade Database. Please note that the responsibility for the submission of annual report data involving dependent territories, and thus the ISO codes reported for such trade, can vary amongst Parties.

Annex 5. Non-Parties and additional territory codes¹⁸

Table A5.1. Non-Parties and additional territory codes. ISO codes in brackets indicate the CITES Party to which the territory is dependent (see [CITES Country Profiles](#)).

ISO code	Territory	ISO code	Territory	ISO code	Territory
AI	Anguilla (GB)	HK	Hong Kong, SAR (CN)	SH	Saint Helena, Ascension Island and Tristan da Cunha (GB)
AQ	Antarctica	HM	Heard and McDonald Islands	SJ	Svalbard and Jan Mayen
AS	American Samoa (US)	HS ²⁰	Introduction from the sea	SS	South Sudan
AW	Aruba (NL)	HT	Haiti	SX	Sint Maarten (NL)
AX	Åland Islands	IM	Isle of Man (GB)	TC	Turks and Caicos Islands
BL	Saint Barthélemy (FR)	JE	Jersey (GB)	TF	Southern and Antarctic Territories (FR)
BM	Bermuda (GB)	KI	Kiribati	TK	Tokelau
BQ	Bonaire, Saint Eustatius and Saba (NL)	KP	Korea, Democratic People's Republic of	TL	Timor-Leste
BV	Bouvet Island	KY	Cayman Islands (GB)	TM	Turkmenistan
CC	Cocos (Keeling) Islands	MF	Saint Martin (FR)	TV	Tuvalu
CK	Cook Islands	MH	Marshall Islands	TW	Taiwan, Province of China
CP	Clipperton (FR)	MO	Macao (CN)	UM	United States Minor Outlying Islands
CW	Curaçao (NL)	MP	Northern Mariana Islands, Commonwealth of the (US)	VA	Holy See
CX	Christmas Island	MQ	Martinique (FR)	VG	Virgin Islands, British (GB)
EH	Western Sahara	MS	Montserrat (GB)	VI	Virgin Islands, United States (US)
FK	Falkland Islands (Islas Malvinas) ¹⁹	NC	New Caledonia (FR)	WF	Wallis and Futuna Islands (FR)
FM	Micronesia, Federated States of	NF	Norfolk Island	XV ²⁰	Various
FO	Faroe Islands (DK)	NR	Nauru	XX ²⁰	Unknown
GF	French Guiana (FR)	NU	Niue	YT	Mayotte (FR)
GG	Guernsey (GB)	PF	French Polynesia (FR)		
GI	Gibraltar (GB)	PM	Saint Pierre and Miquelon (FR)		
GL	Greenland (DK)	PN	Pitcairn Islands (GB)		
GP	Guadeloupe (FR)	PR	Puerto Rico (US)		
GS	South Georgia and the South Sandwich Islands	PS	State of Palestine		
GU	Guam (US)	RE	Réunion (FR)		

¹⁸ The geographical designations employed and the presentation of material in this table do not imply the expression of any opinion whatsoever on the part of the compilers, the CITES Secretariat or the United Nations Environment Programme concerning the legal status of any country, territory, city or area or any of its authorities, or concerning the delimitation of its frontiers or boundaries.

¹⁹ A dispute exists between the Governments of Argentina and the United Kingdom of Great Britain and Northern Ireland concerning sovereignty over the Falkland Islands (Islas Malvinas)

²⁰ Non-ISO codes

Table A5.2. Historical territory codes that are no longer included in the *Guidelines for the preparation and submission of CITES annual reports*, but may appear in historical trade records.

ISO code	Territory	ISO code	Territory	ISO code	Territory
AN	Netherlands Antilles	NT	Neutral zone	XS ²¹	Asia
CS	Former Serbia and Montenegro	PC	Former Pacific Trust Territory	YU	Former Yugoslavia
DD	Former East Germany	XA ²¹	French Antilles	ZC ²¹	Former Czechoslovakia
IO	British Indian Ocean Territory	XC ²¹	Caribbean	ZZ ²¹	High seas
		XE ²¹	Europe		
		XF ²¹	Africa		
		XM ²¹	South America		

Annex 6. Contact details

CITES Secretariat

Palais des Nations
Avenue de la Paix 8-14
1211 Genève 10
Switzerland

Tel: +41 (0)22 917 81 39 / 40

Fax: +41 (0)22 797 34 17

Email: info@cites.org

www.cites.org

UNEP-WCMC

219 Huntingdon Road
Cambridge CB3 0DL
United Kingdom

Tel: +44 (0) 1223 277 314

Email: species@unep-wcmc.org

www.unep-wcmc.org

²¹ Non-ISO codes